

Opt in for text & email disconnect alerts


Log in to LES' payment portal and opt in to receive text and email notifications of disconnect alerts.

Sign up today at LES.com > Pay my bill > Pay online.

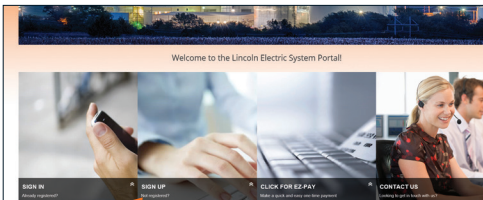
1. Click "Pay my bill" at LES.com



2. Click "Pay online"



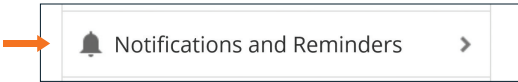
3. SIGN IN or SIGN UP*




*If you need to sign up for an LES online account, just fill out your information and then move to the next step.

Continue ►

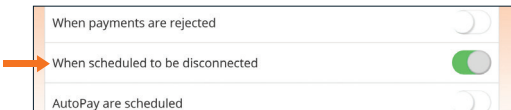
4. Click on "Notifications and Reminders"




5. Click your preferred notification option(s)



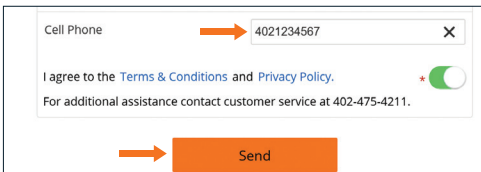
6. Choose "When scheduled to be disconnected"



7. Click "Cell Phone" for text notification opt-in

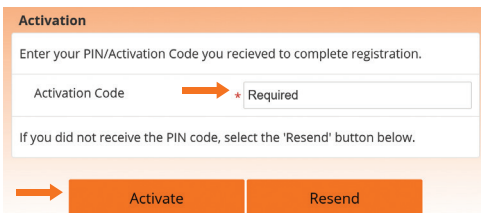


8. Enter the cell phone number* for alerts, agree to terms and click "Send"



*Include area code when inserting your mobile number

9. The system will send an activation code via text message to complete the opt-in. Insert the Activation Code, then click "Activate"



Follow similar steps to receive email disconnect alerts. Questions? Contact us at **402.475.4211** or **customerservice@les.com**.